

OKIDATA® C9600 SERIES

EASY TO REMANUFACTURE CARTRIDGE INSTRUCTIONS




OKIDATA C9600 SERIES TONER CARTRIDGE

REMANUFACTURING THE OKIDATA C9600 SERIES TONER CARTRIDGES

By Mike Josiah and the Technical Staff at UniNet



The Okidata C9600 series toner cartridges are rated for 15,000 pages at 5% coverage. They are compatible with the C9600 and C9800 machines. The OEM part numbers are the 42918904 Black, 42918903 Cyan, 42918902 Magenta, and 42918901 Yellow. There is a chip on the cartridge that must be replaced each cycle.




1. On the side opposite the blue handle, press in on the tabs of the end cap. Remove the end cap.


Remove all the old toner from the hopper.




2. Fill with new toner for use in Okidata C9600.



3. Replace the end cap.



4. Peel up the colored label.



5. Remove the chip cover, replace the chip.



6. Replace the chip cover and label.